







DRAIN CLEANING












Cables

For Drum Machines

		Model	Length	Typical Application	Characteristics	Machines
3/8" (10 mm)		C-31, C-31IW	50' (15,2 m)	Drain Lines 1½" (30 mm) to 2½" (65 mm). Kitchen Sinks, Lavatory Sinks, Slop Sinks and Laundry Stacks.	Good flexibility. As torque builds, outer spring tightens on wire core causing cable to stiffen and transfer greater torque to cutter.	K-400 K-3800
		C-32, C-32IW	75' (23 m)			
		C-33, C-33IW	100' (30 m)			
1/2" (12 mm)		C-44, C-44IW	50' (15 m)	Drain Lines 2" (50 mm) to 4" (110 mm). Laundry Stacks, Roof Vents and Indoor Floor Drains.	Same characteristics as above. Exceptional flexibility and toughness for a ½" (12 mm) inner core cable.	K-400 K-3800
		C-45, C-45IW	75' (23 m)			
		C-46	90' (27 m)			
5/8" (16 mm)		C-25, C-25HD	25' (7,6 m)	Drain Lines 3" (75 mm) to 6" (150 mm). Floor Drains, Vents, and Laterals.	General purpose cable. Inner core provides greater stiffness under load.	K-750 K-7500
		C-26, C-26HD	50' (15 m)			
		C-27, C-27HD	75' (23 m)			
		C-24, C-24HD	100' (30 m)			
5/8" (16 mm)		C-27HC	75' (23 m)	Drain Lines 3" (75 mm) to 6" (150 mm). Floor Drains, Vents, and Laterals.	Hollow core cable is lighter in weight & more flexible. Helps operator negotiate difficult traps & bends in large lines.	K-750 K-7500
		C-24HC	100' (30 m)			
3/4" (20 mm)		C-28	25' (7,6 m)	Drain Lines 4" (110 mm) to 10" (250 mm). Main Lines including Laterals.	Powerful cable used for heavy-duty blockages such as tree roots. Cable tightens on core to provide extra stiffness under load, delivering power to cutter.	K-750 K-7500
		C-29	50' (15 m)			
		C-75	75' (23 m)			
		C-100	100' (30 m)			
	3/4" (20 mm)		C-75HC	75' (23 m)	Drain Lines 4" (110 mm) to 6" (150 mm). Main Lines including Laterals.	Hollow core cable is lighter in weight and more flexible. Helps operator negotiate difficult traps and bends in large lines.
C-100HC			100' (30,5 m)			

DRAIN CLEANING

For Sectional Machines

		Model	Length	Typical Application	Characteristics	Machines
5/8" (16 mm)		C-7	7½' (2,3 m)	2" (50 mm) and 3" (75 mm) Floor Drains.	Tight wind cable providing good rigidity in a hollow core cable. Not for tree roots.	K-50, K-60SP
		C-8	7½' (2,3 m)	Drain Lines 1¼" (30 mm) to 2" (50 mm). Ideal for proper cleaning of small lines.	Open wind cable that is more flexible than C-7. Open wind acts as an auger to thoroughly remove blockages in small lines.	K-50, K-60SP
		C-8 IC	7½' (2,3 m)	Drain lines 1¼" (32 mm) to 4" (110 mm)	Heavy duty cable with inner core for extra cleaning power.	K-50, K-1500SP
		C-9	10' (3 m)	Drain Lines 2" (50 mm) to 4" (110 mm). Ideal for Floor Drains and Stacks.	Heavy-Duty open wind cable ideal for long runs in indoor lines.	K-50, K-60SP
7/8" (22 mm)		C-10	15' (4,6 m)	Drain Lines 2" (50 mm) to 4" (110 mm). Rooftop Vent Stacks.	Standard all-purpose open wind. Excellent flexibility.	K-60SP K-1500
		C-10 IC	15' (4,6 m)	Drain lines 2" (50 mm) to 4" (110 mm).	Heavy duty cable with inner core for extra cleaning power.	K-1500SP, K-1500
1¼" (32 mm)		C-11	15' (4,6 m)	Drain Lines 3" (75 mm) to 8" (200 mm). Good for all around work. Easily negotiates 4" (110 m) Traps.	Standard all-purpose open wind with 3/8" (10 mm) pitch. Flexible, yet rigid enough to do fast, tough root cutting.	K-1500SP
		C-11 IC	15' (4,6 m)	Drain lines 3" (75 mm) to 8" (200 mm).	Heavy duty cable with inner core for extra cleaning power.	K-1500SP
		C-12	15' (4,6 m)	Drain Lines 4" (110 mm) to 10" (250 mm). Do not use through 4" (110 mm) "P" Traps.	Extra-heavy-duty open wind with 3/8" (10 mm) pitch. Designed for 4" (110 mm) to 10" (250 mm) long runs.	K-1500SP
		C-14	15' (4,6 m)	Drain Lines 3" (75 mm) to 8" (200 mm). Do not use through 4" (110 mm) "P" Traps.	Heavy-duty open wind with 1/2" (12 mm) pitch. Especially good For 4" (110 mm) cleanout or 8" (200 mm) elbow entering in 4" (110 mm) to 10" (250 mm) line.	K-1500SP
		C-15	15' (4,6 m)	Drain Lines 3" (75 mm) to 6" (150 mm). Ideal for 4" (110 mm) Traps.	Extra-flexible open wind with 1/2" (12 mm) pitch. Lighter than C-11, slightly stiffer.	K-1500